

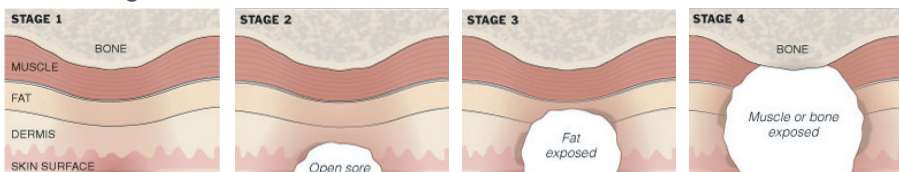
PERFECT FOR PATIENTS
PERFECT FOR CAREGIVERS



CREATING INNOVATION AND DIFFERENCE

Duet

Duet Mattress System is a medium to high risk system for patients who are at risk of developing Pressure Ulcers according to your sound clinical judgment. Duet can also be used for patients who have an existing stage 1,2,3 and 4 Pressure Ulcer, in conjunction with your hospitals policy on pressure area management.



Various top covers are designed and available to satisfy your individual requirement in terms of therapy, prevention and patient comfort.

Mattress Control Unit

- Dimension: (L)41"x (M)26"x (H)25"
- Weight: 14.9 lbs
- Rated Voltage: 110-120 volts
- Max Current: 5
- Rated Frequency: 60Hz
- Cycle Time: 3~95 mins
- 3 in 1 alternation
- Min/Max Pressure: 15~52 mmHg +/- 4 mmHg
- Static / Pulsation Function
- Protection Type: Class I, Type BF
- 10 Digital Adjustable Comfort Control
- Bottom Out Alarm: Visual / Audio
- Leaving Bed Alarm: Visual / Audio
- Power Failure Alarm: Visual / Audio
- User-Friendly LCD Control Panel
- Fowler Function
- Auto Function
- Turning Function

Mattress Replacement

- Model No: Duet
- Dimension: (L)80"x (W)36"x (H)10"
- Weight: 39.6 lbs
- Weight Capacity: 600lbs
- Cell Material: Blue Nylon with PU Coating
- Cell Number: 18 cells
- Cover Material: Blue Nylon with PU coating finish
- Base Material: Black Polyester with PVC Coating
- CPR for quick CPR release



Duet



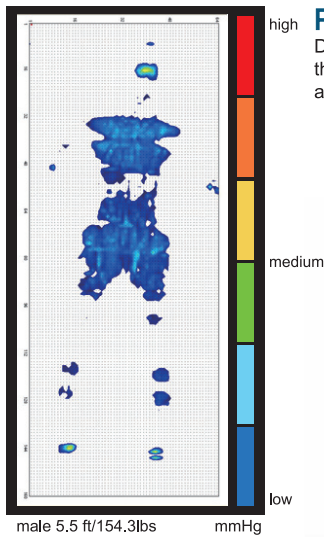
Duet

provides you, the carer, with peace of mind
and your patient, with world class care & comfort

Toll Free:
877-367-5507

LA, CA OFFICE
TEL: 626-275-4063
TAMPA, FL OFFICE
TEL: 813-854-5464


Perfect for patients and caregivers



PRESSURE MAPPING

Duet provides constant low pressure by redistributing the patient's pressure over a greater area than a standard mattress.

- Equip with 2" convoluted foam base provides additional support during power failure situation
- PU cell design provides easy cleaning and minimizing the proliferation of bacteria
- Mattress replacement can accommodate patient weights up to 600 lbs
- Added safety feature for continuous monitoring patient's status on bottoming out and leaving bed.
- Low Air Loss, Pulsation, 3-1 Alternation, Static and Rotation Therapies in one system



Duet is your partner in protection and treatment of pressure ulcer



Cable management keeps electrical cables off the floor




CPR quick release system deflates the system within 20 seconds.

Low slip base cover is a plus to keep the mattress in place on the bed



The modular construction of the cells makes for simplistic repair and cleaning



Duet can detect the pressure of patients' buttocks automatically during "Fowler Mode" and adjust the pressure based on these results.

Automatically sets optimal pressure based on patient's weight, height and position.

30 seconds of pulsation simulates a massage to assist in maximizing a patients comfort.

Incorporates with automatic sensing technology for bottoming out prevention and pressure adjustment



The mattress can be adjusted for "Fowler Mode" while acting in conjunction with the bed frame, assisting the medical staff while performing medical procedures.

Multiple lateral rotations provide alternative treatments to patients and medical staffs. Rotation therapy can be set from 3 to 95 minutes.



Hanging bracket fits on all type of beds